

Auckland Regional HealthPathways- Initial Use Guide

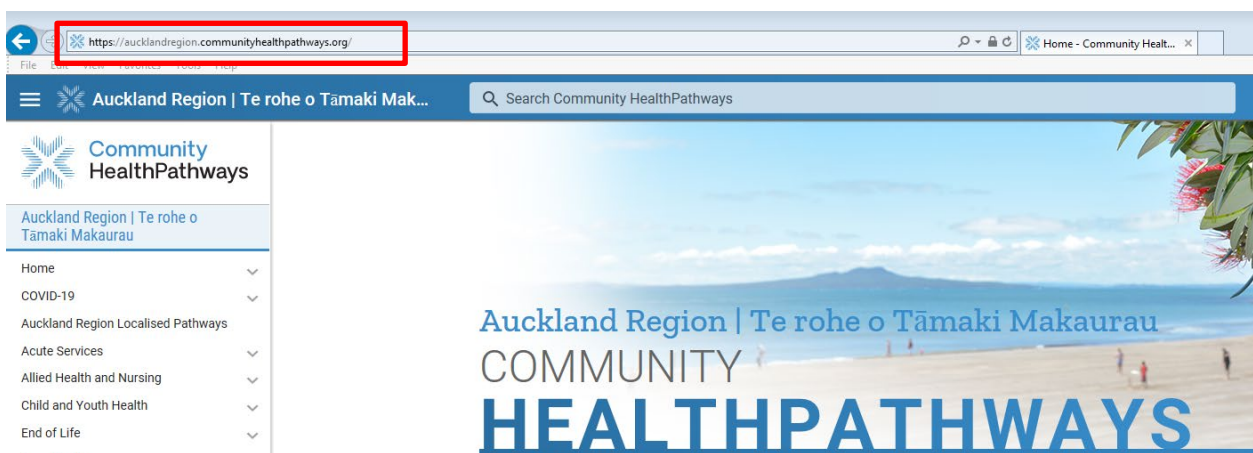
- To access the Auckland Regional HealthPathways, use the details below.

Auckland Regional HealthPathways: <https://aucklandregion.communityhealthpathways.org>

Username: connected

Password: healthcare

You may enter aucklandregion.communityhealthpathways.org directly into the address bar and press enter.



- On the right-hand side of the homepage, click on “About HealthPathways”




Document Owner:	Author:	Date:	Review Date:
Regional Clinical Pathways Team	Project Coordinator	September 2020	

3. Take the online tutorial
The online tutorial takes about 3 minutes.

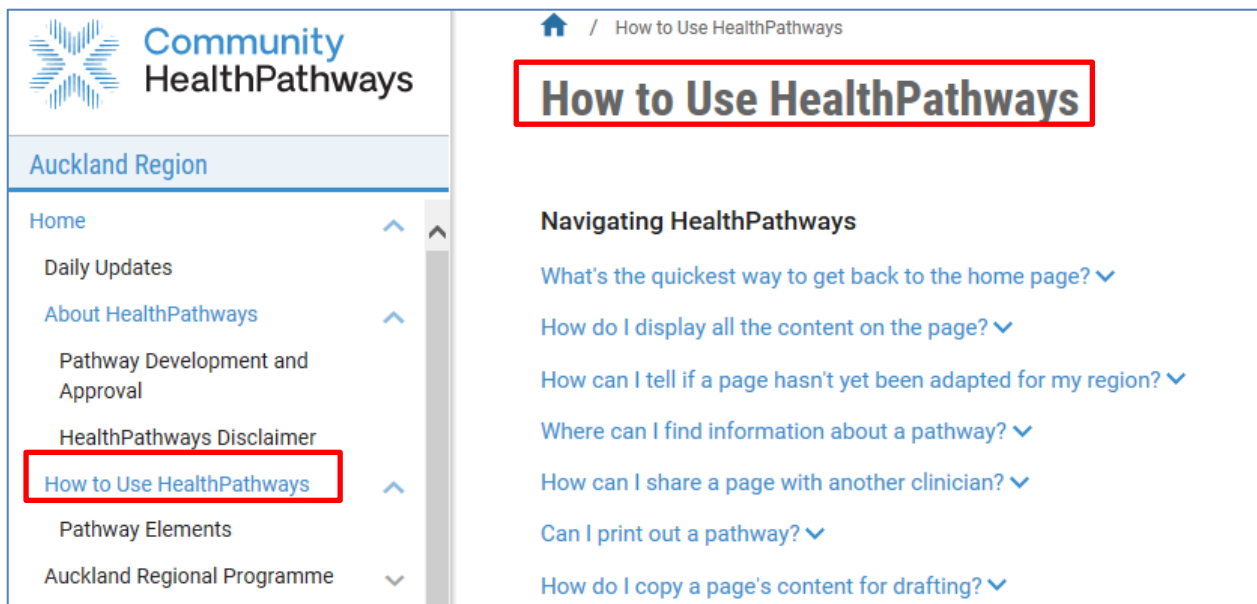
Learn to navigate HealthPathways

Using HealthPathways shows you all about searching, general how tos, and using pathways during consultations.

[Take the HealthPathways Online Tutorial.](#)

[Initial Use Guide](#) 

4. Go to [How to Use HealthPathways](#)
Read the pages in the section which detail how to use HealthPathways.

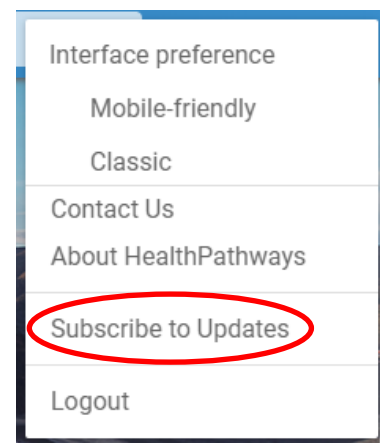


The screenshot shows the HealthPathways website interface. On the left is a navigation menu with 'Auckland Region' at the top. Below it, 'How to Use HealthPathways' is highlighted with a red box. The main content area on the right has the title 'How to Use HealthPathways' also highlighted with a red box. Below the title is a section titled 'Navigating HealthPathways' with several links, each followed by a dropdown arrow.

5. Subscribe to bi-monthly email updates

Click on the 3 dots located in the top right corner of the home page and a menu will appear.

Select “Subscribe to Updates”, fill in the relevant details and click on the “submit” button.



The screenshot shows a dropdown menu with the following items: Interface preference, Mobile-friendly, Classic, Contact Us, About HealthPathways, **Subscribe to Updates** (circled in red), and Logout.

Document Owner:	Author:	Date:	Review Date:
Regional Clinical Pathways Team	Project Coordinator	September 2020	

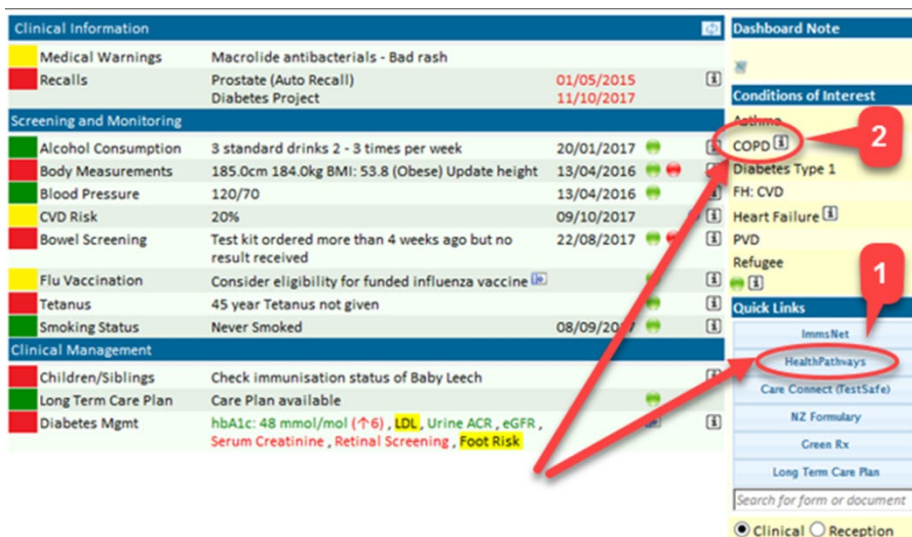
6. Accessing HealthPathways through patient management systems

a. Access via Patient Dashboard

There are 2 options for Patient Dashboard:

1) A link to the Auckland Regional HealthPathways homepage.

2) A direct link to a pathway from a “Condition of Interest”: click on the “i” symbol to go directly to that pathway.

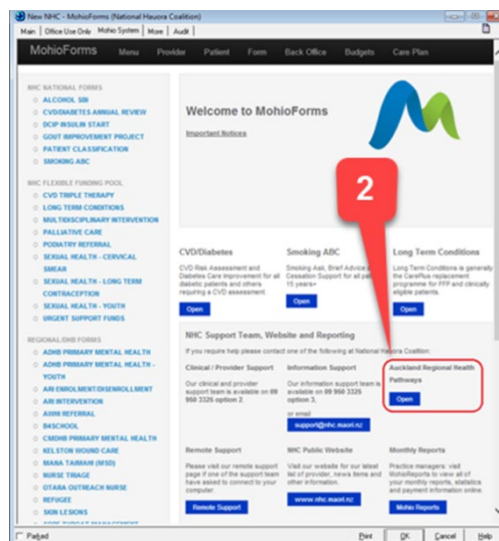
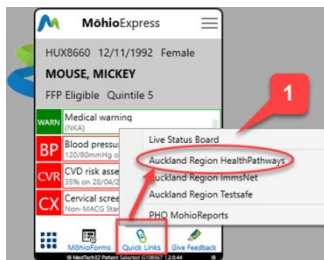


b. Access via Mohio

There are 2 options for Mōhio, via MohioForms or MohioExpress :

1) When using Mohio Forms, select the “open” button below Auckland Regional HealthPathways

2) When using Mōhio Express, select “Quick Links”, when the menu appears select “Auckland Region HealthPathways”



c. Set up a direct link from MedTech or MyPractice

If your practice uses Medtech, you are able to set up a direct link. If your practice uses MyPractice, you are able to add a link through the resources section. The instructions for both of these options are found here:

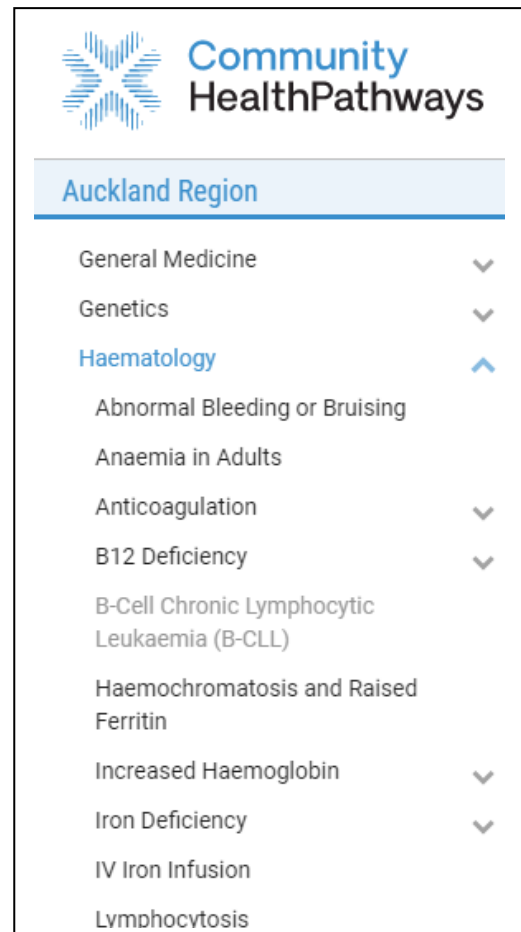
- From the menu tree on the left of the Homepage, expand “Our Health System”
- Then expand “Clinical IT Systems”
- Follow the appropriate instructions

For further instructions on how to create shortcuts and bookmarks for HealthPathways, see [How to Use HealthPathways](#)

Document Owner:	Author:	Date:	Review Date:
Regional Clinical Pathways Team	Project Coordinator	September 2020	

7. Identifying localised pathways

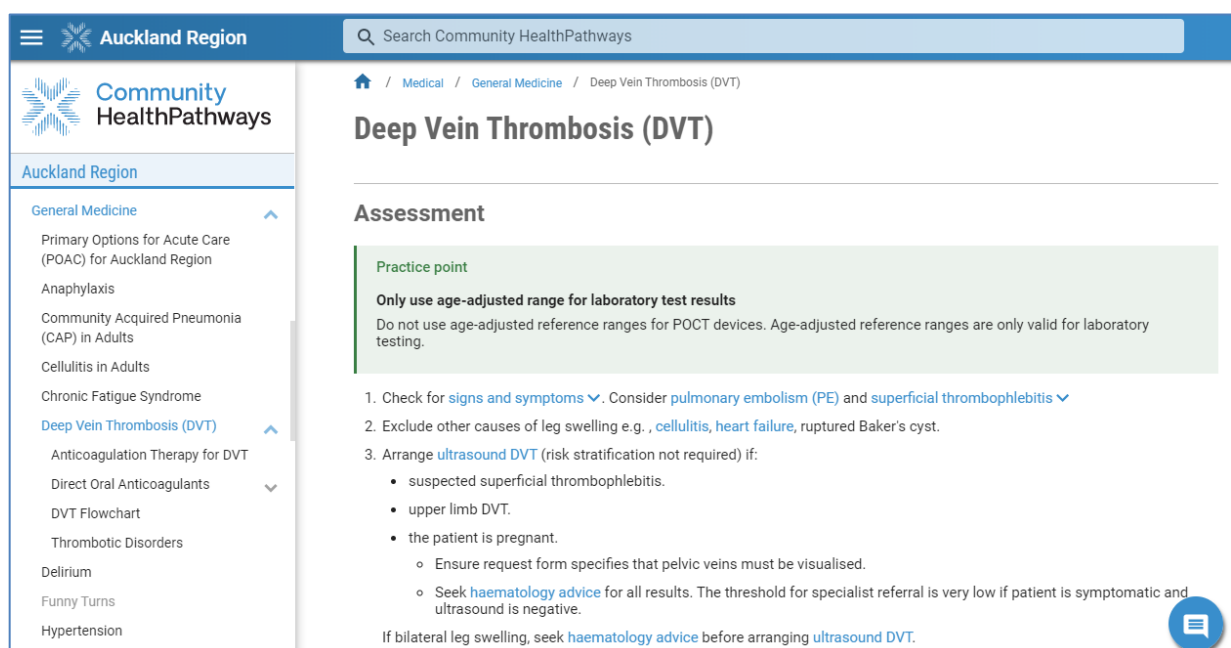
Localised pathway names appear in black font in the pathways menu tree on the left, whereas a pathway that is yet to be localised appears in grey font.



The screenshot shows the 'Auckland Region' menu with the following items:

- General Medicine
- Genetics
- Haematology** (highlighted in blue)
- Abnormal Bleeding or Bruising
- Anaemia in Adults
- Anticoagulation
- B12 Deficiency
- B-Cell Chronic Lymphocytic Leukaemia (B-CLL)
- Haemochromatosis and Raised Ferritin
- Increased Haemoglobin
- Iron Deficiency
- IV Iron Infusion
- Lymphocytosis

a. Appearance of a localised pathway (white background)

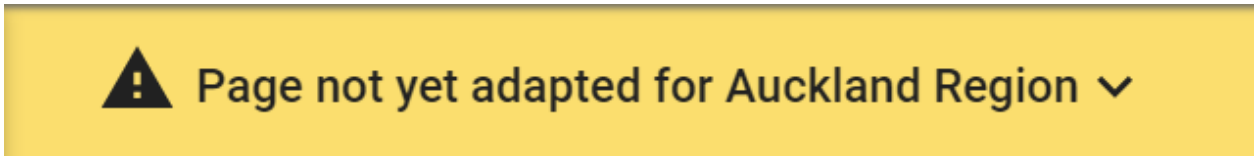


The screenshot shows the 'Deep Vein Thrombosis (DVT)' pathway page. The left-hand menu shows 'Deep Vein Thrombosis (DVT)' in black font, indicating it is a localised pathway. The main content area includes an 'Assessment' section with a 'Practice point' box that states: 'Only use age-adjusted range for laboratory test results'. Below this, there are three numbered steps for assessment, including checking for signs and symptoms, excluding other causes of leg swelling, and arranging ultrasound DVT. A chat icon is visible in the bottom right corner.

Document Owner:	Author:	Date:	Review Date:
Regional Clinical Pathways Team	Project Coordinator	September 2020	

Pages/pathways that are yet to be localised have a coloured background and are identified at the top of the page with “Page not yet adapted for Auckland Region”.

b. Appearance of a pathway not yet adapted for the Auckland region (yellow background)




The clinical information in un-localised pathways remains evidence based best practice and is used in other regions. Some non-clinical information such as referral details will be Canterbury-based and not relevant to the Auckland Region.

8. The feedback button

Every page has a feedback button which sends a message to the local HealthPathways Service Delivery Manager.

The feedback button is located in the bottom-right corner of every page.



Please use this from a specific pathway to:

- Let us know if there is clinical information in a localised pathway that you think is incorrect. Ideally provide the source of information that has lead you to this conclusion.
- Let us know if a service has not followed the agreed process outlined in the pathways.
- Request that an un-localised pathway undergoes localisation. This may be because you would like clarification of local processes.
- Let us know if the information in a pathway is presented in a way that is not easy to follow.

For general, non-pathway specific feedback or enquires, use the feedback option on the home page.

9. Clinical Resources and Patient Information

Document Owner:	Author:	Date:	Review Date:
Regional Clinical Pathways Team	Project Coordinator	September 2020	

At the bottom of every pathway, further information and resources are available. These include links to Clinical Resources and Patient Information.

Information

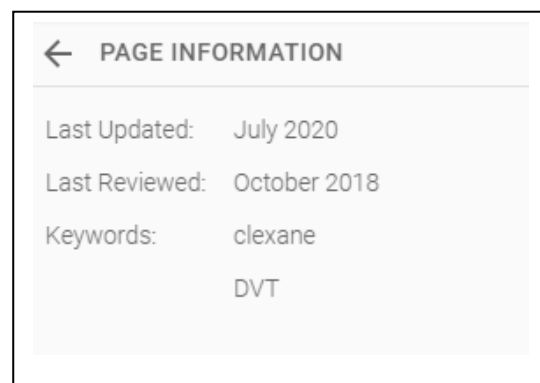
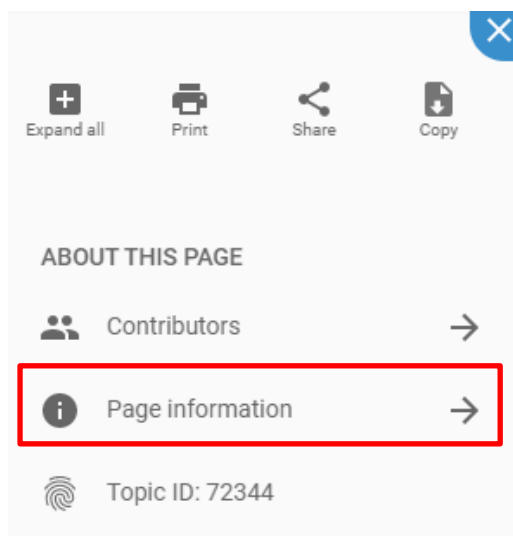
 [Clinical Resources](#) ▾

 [Patient Information](#) ▾

9. Page Information and People

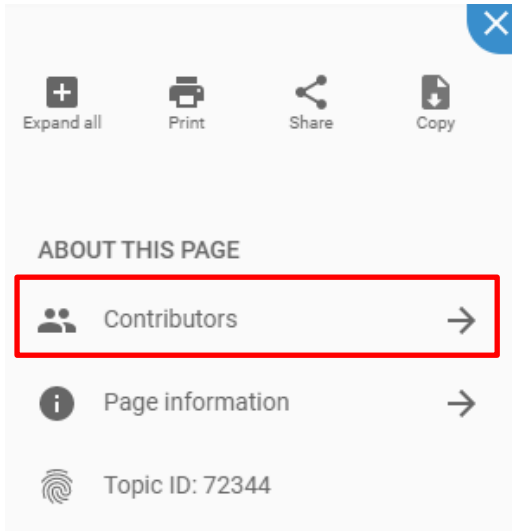
Important information about a pathway can be found in the Page information panel, accessible from the secondary panel.

- The secondary panel is open by default. To close, click on the **X (close) icon** in the top right corner of the panel. To reopen the panel, click the **+ (open) icon**.



Document Owner:	Author:	Date:	Review Date:
Regional Clinical Pathways Team	Project Coordinator	September 2020	

The contributors tab shows who from primary and secondary care participated in the localisation of that specific pathway or page.



← CONTRIBUTORS				
NAME	PROFESSIONAL ROLE	SPECIALISATION	ORGANISATION	ROLE IN PATHWAY
Haematology Network	Manager/Administrator		Northern Regional Alliance (NRA)	Responsible for Approval
Kate Aitken	Medical Specialist	Radiology	Waitemata DHB	Subject Matter Expert
Rural Alliance Auckland and Waitemata	Medical Specialist		Waitemata DHB	Reviewer
Sarah J Hyder	Nurse (Registered)	Nurse Specialist	Primary Options for	Clinical Facilitator

10. HealthPathways local staff:

To see the contact details for the Auckland Regional HealthPathways team, select the “meet the team” icon from the homepage.



Auckland Region | Te rohe o Tāmaki Makaurau
COMMUNITY HEALTHPATHWAYS

Health Alert
See COVID-19 pages for the latest guidance.

Latest News
16 September
Silica Exposure
A new Silica Exposure pathway from Canterbury has been updated to Auckland Regional HealthPathways unlocalised. This pathway has been created with input from respiratory

Pathway Updates
NEW – 15 September
Spinal Cord Impairment (SCI)
NEW – 15 September
Prostatitis
Updated – 9 September
Recurrent Miscarriage
Updated – 4 September

- ABOUT HEALTHPATHWAYS
- USEFUL WEBSITES
- PATIENT INFORMATION
- MEET THE TEAM**
- OUR HEALTH SYSTEM

To ensure feedback information is properly recorded, use the feedback button within a pathway page rather than direct email contact.

Document Owner:	Author:	Date:	Review Date:
Regional Clinical Pathways Team	Project Coordinator	September 2020	

Please do not give access details to people who are not registered health professionals within the Auckland Region.

Document Owner:	Author:	Date:	Review Date:
Regional Clinical Pathways Team	Project Coordinator	September 2020	